

No. 5.

Price One Penny.

THE EXHIBITION KNITTING, NETTING, AND CROCHET BOOK. ROYAL



BY W. CARTER.

London: Published by J. T. Wood, Holywell Street, Strand.

SOLD BY ALL BOOKSELLERS.



87. FOR ANTI-MACASSAR.

Thomas Brook and Brothers Great Exhibition Prize Crochet Thread, No. 2. Carter's Needles, No. 10. Cast on 105 stitches, or 21 stitches for each pattern.

1st Row.—Knit 2 together, knit 4, then make 1 and knit 2 together twice; make 1, knit 1, then make 1 and knit 2 together twice; make 1, knit 4, knit 2 together, and repeat.

2nd Row.—And all the back rows are curled.

3rd Row.—Knit 2 together, knit 3, then make 1, and knit 2 together twice; make 1, knit 3, then make 1 and knit 2 together twice; make 1, knit 3, knit 2 together, and repeat.

5th Row.—Knit 2 together, knit 2, then make 1, knit 2 together twice; make 1, knit 1, make 1, slip 1, knit 2 together, pass the slip-stitch over, make 1, knit 1, then make 1, and knit 2 together twice; make 1, knit 1, knit 2 together, and repeat.

F

00402942

7th Row.—Knit 2 together, knit 1, then make 1, and knit 2 together twice; make 1, knit 1, knit 2 together; make 1, knit 1, make 1, knit 2 together; knit 1, then make 1, and knit 2 together twice; make 1, knit 1, knit 2 together, and repeat.

9th Row.—Knit 2 together, then make 1, and knit 2 together twice; make 1, knit 1, make 1, knit 2 together; make 1, slip 1, knit 2 together, pass the slip-stitch over; make 1, knit 2 together; make 1, knit 1, then make 1, and knit 2 together three times, and repeat.

11th Row.—Knit 1, then make 1, and knit 2 together twice; make 1, knit 1, knit 2 together; make 1, knit 1, slip 1, knit 2 together; pass the slip-stitch over; knit 1, make 1, knit 2 together; knit 1, then make 1, and knit 2 together twice; make 1, knit 1, and repeat.

13th Row.—Knit 1, then make 1, and knit 2 together twice; make 1, knit 1, then make 1, slip 1, knit 2 together; pass the slip-stitch over for three times in succes-

sion; make 1, knit 1, then make 1, and knit 2 together twice; make 1, knit 1, and repeat.

15th Row.—Knit 2, then make 1, and knit 2 together twice; make 1, knit 2, make 1, slip 1, knit 4 together; pass the slip-stitch over; make 1, knit 2, then make 1, and knit 2 together twice; make 1, knit 2, and repeat.

17th Row.—Knit 2 together; make 1, knit 1, then make 1, and knit 2 together twice; make 1, knit 2, slip 1, knit 2 together; pass the slip-stitch over, knit 2, then make 1, and knit 2 together twice; make 1, knit 1, make 1, knit 2 together, and repeat.

19th Row.—Knit 2 together; knit 1, make 1, knit 1, then make 1, and knit 2 together twice; make 1, knit 1, slip 1, knit 2 together, pass the slip-stitch over, knit 1, then make 1, and knit 2 together twice; make 1, knit 1, make 1, knit 1, knit 2 together, and repeat.

21st Row.—Knit 2 together; make 1,

knit 2 together ; make 1, knit 1, then make 1, and knit 2 together twice ; make 1, slip 1, knit 2 together, pass the slip-stitch over, then make 1, and knit 2 together twice ; make 1, knit 1, then make 1, and knit 2 together twice, and repeat.

23rd Row.—Slip 1, knit 2 together, pass the slip-stitch over, make 1, knit 2 together ; make 1, knit 1, then make 1, and knit 2 together twice ; make 1, knit 1, then make 1, and knit 2 together twice ; make 1, knit 1, make 1, knit 2 together ; make 1, slip 1, knit 2 together, pass the slip-stitch over, and repeat.

25th Row.—Same as 23rd Row. :

26th Row.—Purl and repeat from 1st row the length required.



88. FOR ANTI-MACASSAR.

Jonas Brook and Brothers Great Exhibition Prize
Crochet Thread, No. 2. Carter's Needles, No.
12. Cast on 160 stitches, or 30 for each pat-
tern. Knit 1 row plain.

1st Row.—Make 1, knit 2 together; make 1, knit 1, make 1, knit 2 together; knit 1, make 1, slip 1, knit 2 together, pass the slip-stitch over; make 1, knit 2, knit 2 together; make 1, slip 1, knit 2 together, pass the slip-stitch over; make 1, knit 2 together, knit 2, make 1, slip 1, knit 2 together, pass the slip-stitch over; make 1, knit 1, knit 2 together, make 1, knit 1, make 1, knit 2 together, make 1, knit 1, and repeat.

2nd Row, and all the back rows are purled.

3rd Row.—Make 1, knit 2 together, make 1, knit 3, make 1, knit 2 together; knit 4, knit 2 together, make 1, slip 1, knit 2 together, pass the slip-stitch over; make 1, knit 2 together, knit 4, knit 2 together, make 1, knit 3, make 1, knit 2 together, make 1, knit 1, and repeat.

5th Row.—Make 1, knit 2 together, make 1, knit 5, make 1, knit 2 together, knit 2, knit 2 together, make 1, slip 1, knit 2 together, pass the slip-stitch over, make 1, knit 2 together, knit 2, knit 2 together, make 1, knit 5, make 1, knit 2 together, make 1, knit 1, and repeat.

7th Row.—Make 1, knit 2 together, make 1, knit 1, make 1, knit 1, slip 1, knit 2 together, pass the slip-stitch over, knit 1, make 1, knit 1, make 1, knit 2 together, knit 2 together, make 1, slip 1, knit 2 together, pass the slip-stitch over, make 1, knit 2 together, knit 2 together, make 1, knit 1, make 1, knit 1, slip 1, knit 2 together, pass the slip-stitch over, knit 1, make 1, knit 1, make 1, knit 2 together, make 1, knit 1, and repeat.

9th Row.—Make 1, knit 2 together, make 1, knit 3, make 1, slip 1, knit 2 together, pass the slip-stitch over, make 1, knit 3, make 1, knit 2 together, slip 1, knit 2 together, pass the slip-stitch over, knit 2 together, make 1, knit 3, make 1, slip 1, knit 2 together, pass the slip-stitch over, make 1, knit 3, make

1, knit 2 together, make 1, knit 1, and repeat.

10th Row.—Purl and repeat from 1st row for the length required.

89. FOR TASSEL COVER.

Jonas Brock and Brothers Great Exhibition Prize Crochet Thread, No. 14. Carter's Crochet Needle, No. 18. Make 13 chain loops, and join them to form the round.

1st Round.—Chain 1, work 1 treble; repeat round.

2nd Round.—Chain 3, plain 1 in the one chain of last round; repeat round.

3rd Round.—Chain 4, plain 1 in the centre of the three chains of last round; repeat round.

4th Round.—Chain 4, plain 1 in the centre of the four chains of last round; repeat round.

5th Round.—The same as last.

6th Round.—Chain 5, plain 1 in the centre of the four chains of last round; repeat round.

7th Round.—Chain 5, plain 1 in the centre of the five chains of last round; repeat round.

8th Round.—Chain 6, plain 1 in the centre of the five chains of last round; repeat round.


9th Round.—Chain 6, plain 1 in the centre of the six chains of last round; repeat round.


10th Round.—Chain 2, work 2 treble in the centre of the six chains of last round; repeat round.

11th Round.—Chain 2 work 3 treble at the top of the two treble of last round; repeat round.

12th Round.—Chain 2, work 4 treble at the top of the three treble of last round; repeat round.


13th Round.—Chain 2, work 5 treble at the top of the four treble of last round; repeat round.





















51. FOR ANTI-MACASSAR.




80
92. FOR ANTI-MACASSAR.



51

1000 121 100 20

04. FOR ANTI-MACASSAR.



Faint, illegible text, likely bleed-through from the reverse side of the page.

14th Round.—Chain 2, work 6 treble at the top of the five treble of last round; repeat round.

15th Round.—Chain 2, work 7 treble at the top of the six treble of last round; repeat round.

16th Round.—Chain 2, work 8 treble at the top of the seven treble of last round; repeat round.

17th Round.—Chain 5, plain 1 in the centre of the eight treble of last round, chain 5, plain 1 in the centre of the two chains of last round; repeat round.

18th Round.—Chain 1 and work 1 treble for six times in the loop of the five chains of last round; chain 2, plain 1 in the centre of the next five chains of last round, chain 1 and repeat round.

19th Round.—Chain 5, work 12 at the top of the six treble of last round; repeat round.

20th Round.—Chain 5, miss 4 of the double stitches of last round, work 2 treble, chain 3, work 2 treble, chain 5, plain 1 in

centre of the five chains of last round ; repeat round.

21st Round.—Plain 1 in the centre of the five chains of last round ; chain 6, plain 1 in the centre of the three chains of last round, chain 5, plain 1 in the centre of the next five chains of the last round ; repeat round, which will complete the tassel cover.

90. FOR TASSEL COVER.

Jonas Brook and Brothers Great Exhibition Prize Crochet Thread, No. 16 ; Carter's Crochet Needle, No. 18.

Make a chain of 13 stitches, join it to form the round, and work exactly the same as Pattern No. 89, for the first ten rounds, which form the head part of the tassel cover.

11th Round.—Chain 3, work 2 treble in the first six chains of last round, then chain 1 and work 1 treble for 11 times in the round loop of the next six chains of last round, chain

1, work 2 treble in the next six chains of the last round, and repeat round.

12th Round.—Chain 3, work 2 treble at the top of the two treble of last round, then chain 5 and plain 1 in each one chained in the last round; chain 5, work 2 treble at the top of the two treble of last round, and repeat round.

13th Round.—Chain 3, work 3 treble at the top of the two treble of last round, chain 5, miss the first five chains of last round, plain 1, then chain 5, and plain 1 in the centre of each of the five chains of last round, which will be 8 times in all; chain five, miss the last five chains of last round, and work 3 treble at the top of the two treble of last round; repeat round.

14th Round.—Chain 3, work 4 treble at the top of the three treble of last round, chain 5, miss the first five chains of last round, plain 1 in the centre of the next five chains of last round, then chain 5 and plain 1 in the centre of each of the five chains of last round, which will be 7 times in all; chain 5, miss the last

five chains of last round, work 4 treble at the top of the three treble of last round, and repeat round.

15th Round.—Chain 3, work 4 treble at the top of the five treble of last round, chain 5, miss the first five chains of last round, plain 1 in the centre of the next five chains of last round, then chain five and plain 1 in the centre of each five chains of last round, which will be six times in all; chain five, miss the last five chains of last round, work 4 treble at the top of the four treble of last round, and repeat round.

16th Round.—Chain 3, work 5 treble at the top of the four treble of last round, chain 5, miss the first five chains of last round, plain 1 in the centre of the next five chains of last round, then chain 5 and plain 1 in the centre of each of the five chains of last round, which will be five times in all; chain 5, miss the last five chains of last round, work 5 treble at top of the four treble of last round, and repeat round.

17th Round.—Chain 3, work 16 treble at

top of the five treble of last round; chain 5, miss the first five chains of last round, plain 1 in the centre of the next five chains of last round, then chain 5 and plain 1 in each of the five chains of last round, which will be four times in all; chain 5, miss the last five chains of last round, work 6 treble at the top of the five treble of last round, and repeat round.

18th Round.—Chain 3, work 7 treble at the top of the six treble stitches of last round, chain 5 in the first five chains of last round, plain 1 in the centre of the next five chains of last round, then chain 5 and plain 1 in the centre of each of the five chains of last round, which will be three times in all; chain 5, miss the last five chains of last round, work 7 treble at the top of the six treble of last round; repeat round.

19th Round.—Chain 3, work 8 treble at the top of the seven treble of last round, chain 5, miss the first five chain of last round, plain 1 in the centre of the next five chains of last round, then chain 5, and plain 1 in the centre of each of the five chains of last

round, which will be two 5 chains to form centre, chain 5, miss the last five chains of last round, work 8 treble at the top of the seven treble of last round; repeat round.

20th Round.—Chain 3, work 9 treble at the top of the eight treble of last round; chain 5, miss the first five chains of last round, plain 1 in the centre of the next five chains of last round, chain 5, plain 1 in the centre of each of the next five chains of last round; chain 5, miss the five chains of last round, work 9 treble at the top of the eight treble of last round; repeat round.

21st Round.—Chain 5, plain 1 in the centre of the two chains of last round; chain 5, miss 2, plain 1, chain 5, miss 2, plain 1, chain 5, miss 2, plain 1, chain 5, plain 1 in centre of the five chains of last round; chain 5, plain 1 at the top of the first treble stitch of last round; chain 5, miss 2, plain 1, chain 5, miss 2, and repeat round, which will complete the tassel cover.

95. FOR CURTAINS.

Jonas Brook and Brothers Great Exhibition Prize Crochet Thread, No. 4, and Carter's Needle, No. 13. Cast on 234 stitches, or 26 stitches for each pattern, and knit 4 plain rows.

1st Row.—Make 1, knit 2 together, make 1, knit 1, make 1, knit 2, slip 1, knit 2 together, pass the slip-stitch over, knit 2, make 1, knit 1, slip 1, knit 2 together, pass the slip-stitch over, knit 1, make 1, knit 2, slip 1, knit 2 together, pass the slip-stitch over, knit 2, make 1, knit 1, make 1, knit 2 together, make 1, knit 1, and repeat.

2nd Row and all the back rows are purled.


3rd Row.—Make 1, knit 2 together, make 1, knit 3, make 1, knit 1, slip 1, knit 2 together, pass the slip-stitch over, knit 1, make 1, knit 1, slip 1, knit 2 together, pass the slip-stitch over, knit 1, make 1, knit 1, slip 1, knit 2 together, pass the slip-stitch over, knit 1, make 1, knit 3, make 1, knit 2 together, make 1, knit 1, and repeat.

5th Row.—Make 1, knit 2 together, make 1, knit 5, make 1, slip 1, knit 2 together,

pass the slip-stitch over, knit 1, make 1, slip 1, knit 2 together, pass the slip-stitch over, make 1, knit 1, slip 1, knit 2 together, pass the slip-stitch over, make 1, knit 5, make 1, knit 2 together, make 1, knit 1, and repeat.

7th Row.—Make 1 and knit 2 together twice, knit 1, make 1, knit 1, make 1, slip 1, knit 2 together, pass the slip-stitch over, make 1, knit 2 together, make 1, slip 1, knit 2 together, pass the slip-stitch over, make 1, knit 2 together, make 1, slip 1, knit 2 together, pass the slip-stitch over, make 1, knit 1, make 1, knit 1, knit 2 together, make 1, knit 2 together, make 1, knit 1, and repeat.

9th Row.—Make 1, knit 2 together make 1, knit 1, slip 1, knit 2 together, pass the slip-stitch over, make 1, knit 1, make 1, slip 1, knit 2 together, pass the slip-stitch over, make 1, knit 2 together, make 1, knit 1, make 1, knit 2 together, make 1, slip 1, knit 2 together, pass the slip stitch over, make 1, knit 1, make 1, slip 1, knit 2 together,



New Publishing, One Penny Each.

LONDON ILLUSTRATED,

On Enamelled Cards, and Gelatine.

POETRY CARDS,

Perforated, Gold, Gelatine, &c.

THE FRUGAL COOK,

Complete in 12 Numbers.

ALMANACKS & VALENTINES.

**Knitting, Netting, and Crochet
Books.**

SONG AND TOY BOOKS,

WITH

EVERY REQUISITE FOR GENERAL TRADE.

LIST ON APPLICATION.

J. T. WOOD, Holywell Street, Strand.